

A moneymakingcharts bulletin is included below including an overview of the technology and a legend identifying the various tools and indicators.



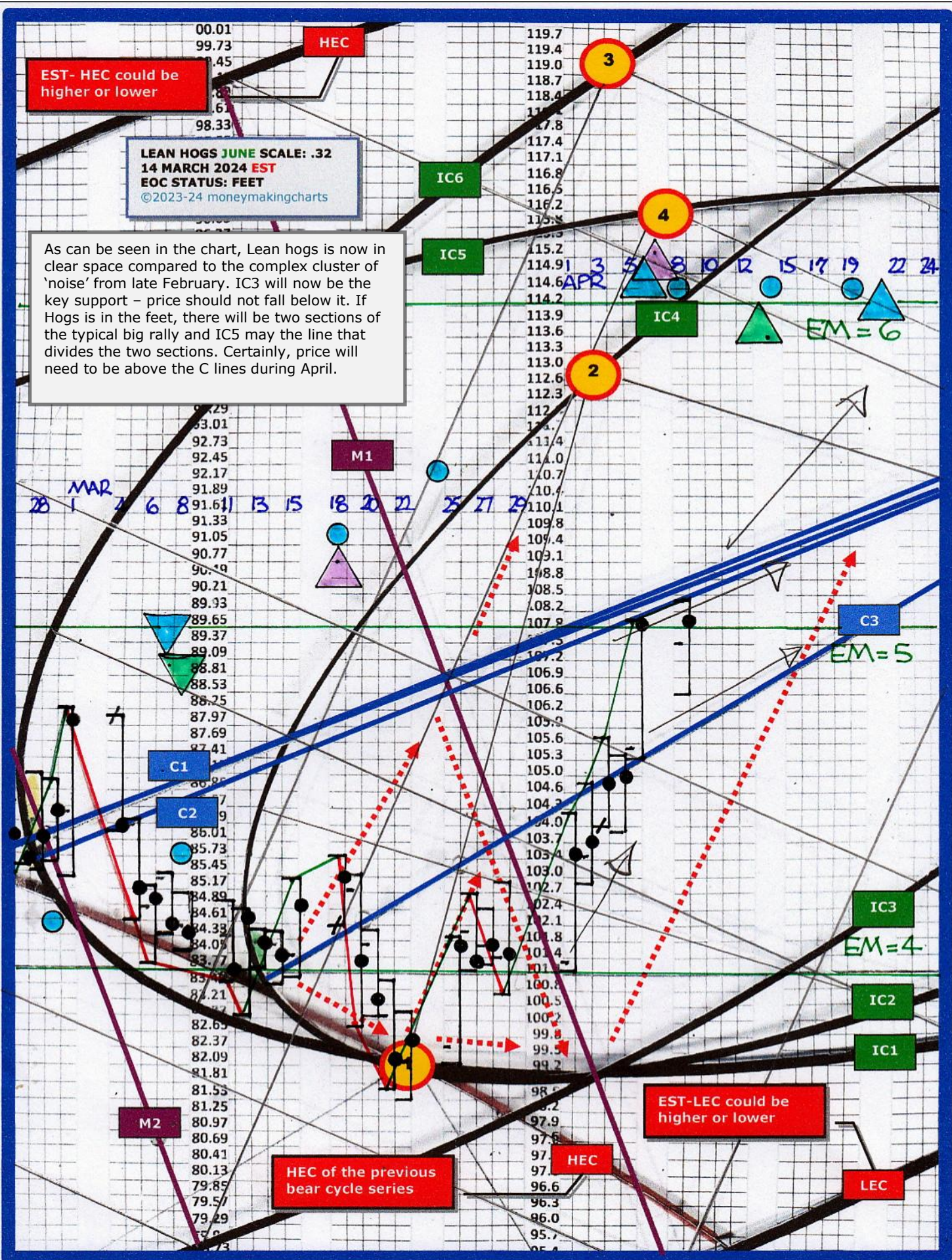
DISCLAIMER

All information is provided for demonstration and educational purposes, not for trading purposes or advice. This is not a solicitation of any order to buy or sell, but is a market view provided by Gabatech Systems. Any statements of facts herein contained are derived in ways believed to be reliable, but cannot be guaranteed as to accuracy or completeness. No responsibility is assumed with respect to any such statement or with respect to any expression of opinion herein contained. Viewers are urged to exercise their own judgment.

The contents of this bulletin do not constitute financial advice and is provided for the purpose of general and educational information only. The information and material on all of the pages of this bulletin is provided as a general interpretation by Gabatech Systems and the services offered. The information and material contained is not intended to, and neither does it, create any business, contractual relationship. Furthermore, neither is the information and material contained in this bulletin supplied for any other purpose not explicitly stated. Accordingly, Gabatech Systems – its principles, employees or agents – shall not be liable for any loss of profits, contracts or any other indirect or consequential loss or damage arising out of or in connection with the use of such information and material or of its access in this bulletin whether by corruption, virus or otherwise.

Gabatech Systems has no control over the use to which the information and material provided on all of the pages of this bulletin may be put by the user. Gabatech Systems will use reasonable care to ensure that the information and material appearing in this bulletin is accurate and contemporary. However, errors and omissions may occur and the user should not take the accuracy of information or material for granted nor should they rely upon it as a statement or representation of fact. If users are in any doubt, they should check directly with Gabatech Systems. Gabatech Systems disclaims any and all guarantees of any kind, expressed or implied, including the guarantee of fitness of the information or material for a particular purpose. Access to the moneymakingcharts is solely at the user's risk.

Access to this bulletin by anyone other than Gabatech Systems is unauthorized. If you are not the intended recipient, please contact the sender and destroy any copies of this message and any attachments. Any unauthorized use or dissemination or any action taken or omitted to be taken in reliance on it, is prohibited and may be unlawful. This information contained within is not to be construed as an offer to sell or a solicitation or an offer to buy commodity futures or options. Futures trading involves the substantial risk of loss and is not suitable for all investors.



EST- HEC could be higher or lower

LEAN HOGS JUNE SCALE: .32
 14 MARCH 2024 EST
 EOC STATUS: FEET
 ©2023-24 moneymakingcharts

As can be seen in the chart, Lean hogs is now in clear space compared to the complex cluster of 'noise' from late February. IC3 will now be the key support – price should not fall below it. If Hogs is in the feet, there will be two sections of the typical big rally and IC5 may be the line that divides the two sections. Certainly, price will need to be above the C lines during April.

EST-LEC could be higher or lower

HEC of the previous bear cycle series

LEC

EM=4

EM=5

EM=6

3

4

2

MAR

APR

C1

C2

C3

IC6

IC5

IC4

IC3

IC2

IC1

M1

M2

00.01

99.73

98.45

98.33

98.33

98.33

98.33

98.33

98.33

98.33

98.33

98.33

98.33

98.33

98.33

98.33

98.33

98.33

98.33

98.33

98.33

98.33

98.33

98.33

98.33

98.33

98.33

98.33

98.33

98.33

98.33

98.33

98.33

98.33

98.33

98.33

98.33

98.33

98.33

98.33

98.33

98.33

98.33

98.33

98.33

119.7

119.4

119.0

118.7

118.4

118.1

117.8

117.4

117.1

116.8

116.5

116.2

115.8

115.5

115.2

114.91

114.6

114.2

113.9

113.6

113.3

113.0

112.6

112.3

112.0

111.7

111.4

111.0

110.7

110.4

110.1

109.8

109.4

109.1

108.8

108.5

108.2

107.9

107.5

107.2

106.9

106.6

106.2

105.9

105.6

105.3

105.0

104.6

104.3

104.0

103.7

103.4

103.0

102.7

102.4

102.1

101.8

101.4

101.1

100.8

100.5

100.2

99.9

99.5

99.2

98.8

98.5

98.2

97.9

97.5

97.1

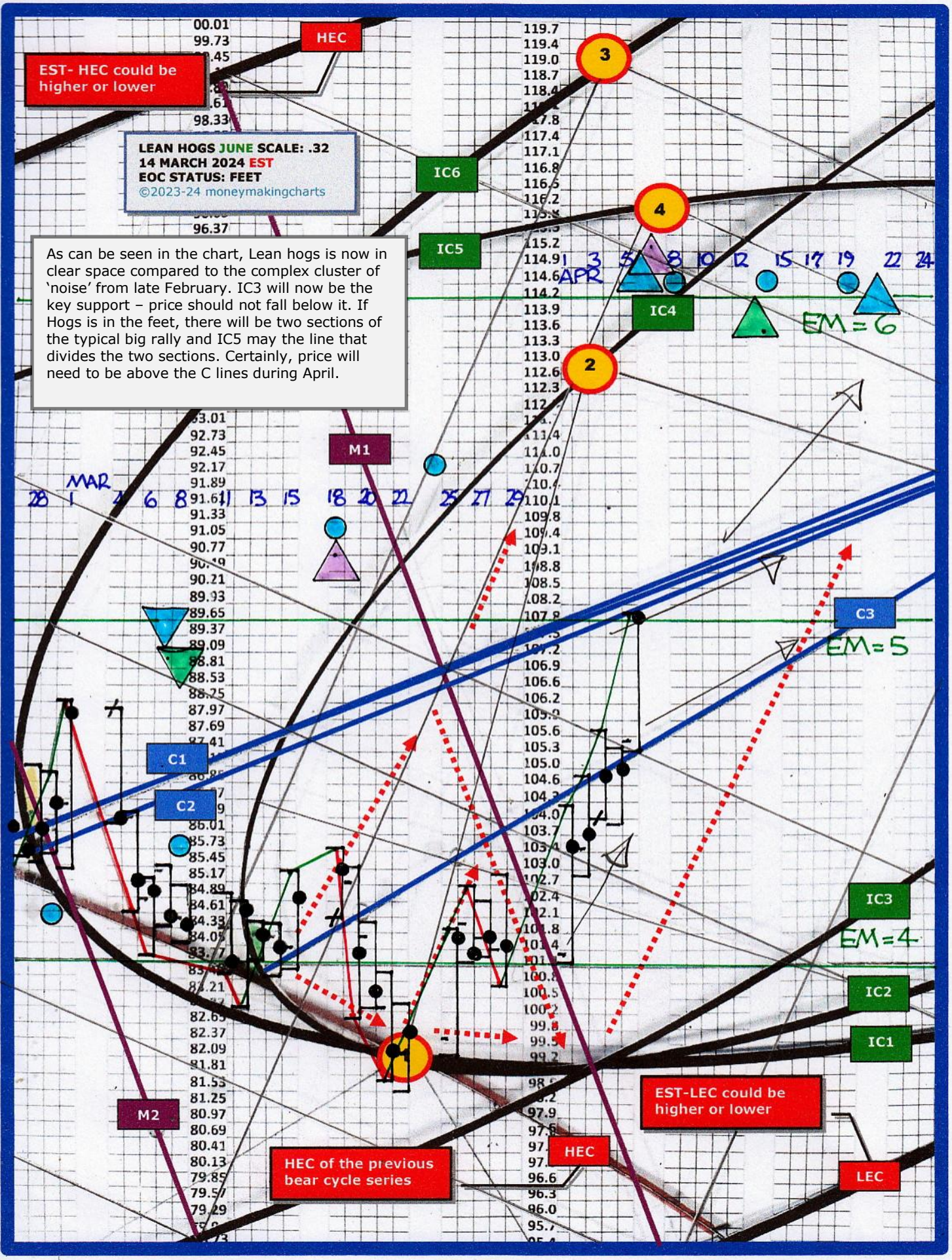
96.6

96.3

96.0

95.7

95.4



EST- HEC could be higher or lower

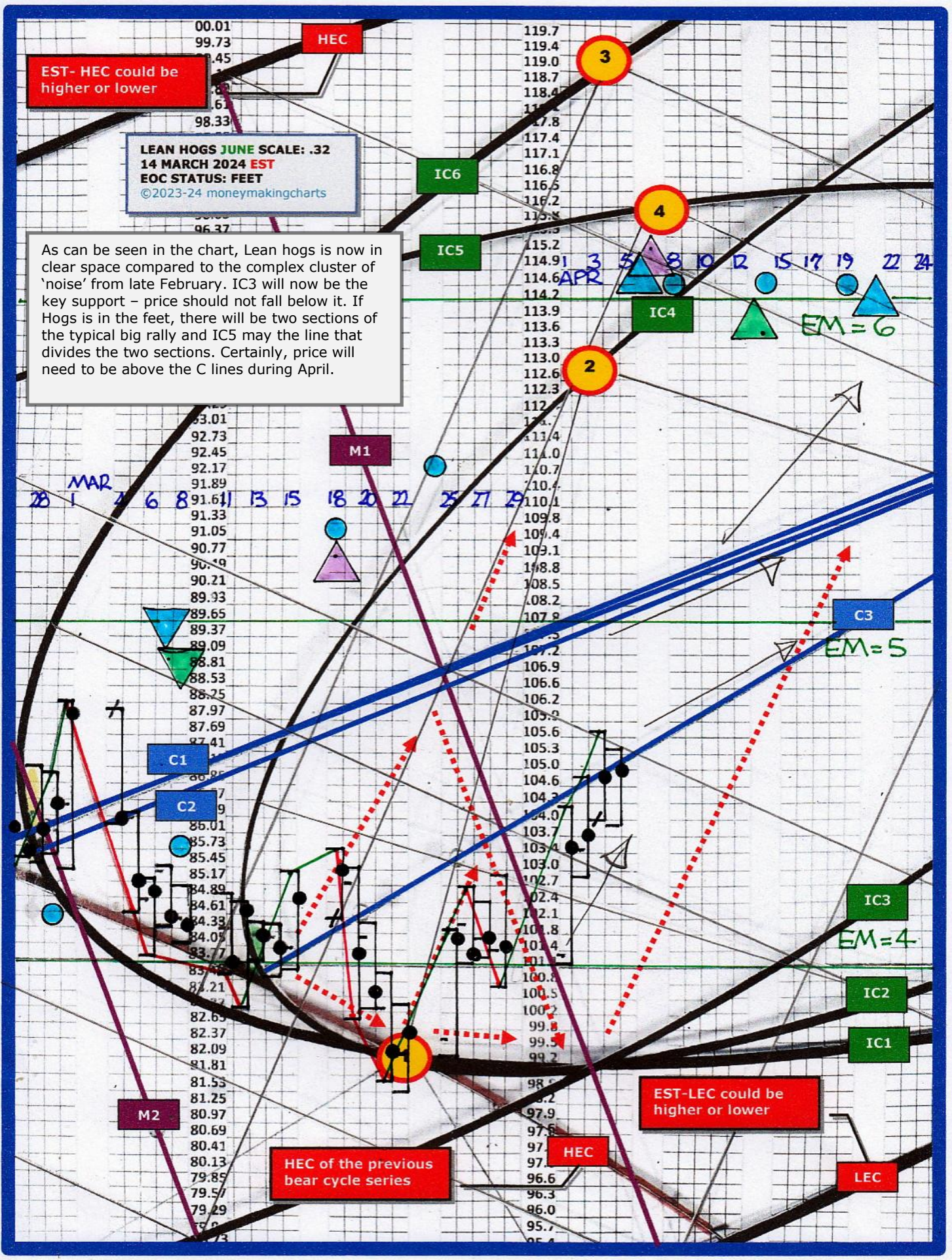
LEAN HOGS JUNE SCALE: .32
 14 MARCH 2024 EST
 EOC STATUS: FEET
 ©2023-24 moneymakingcharts

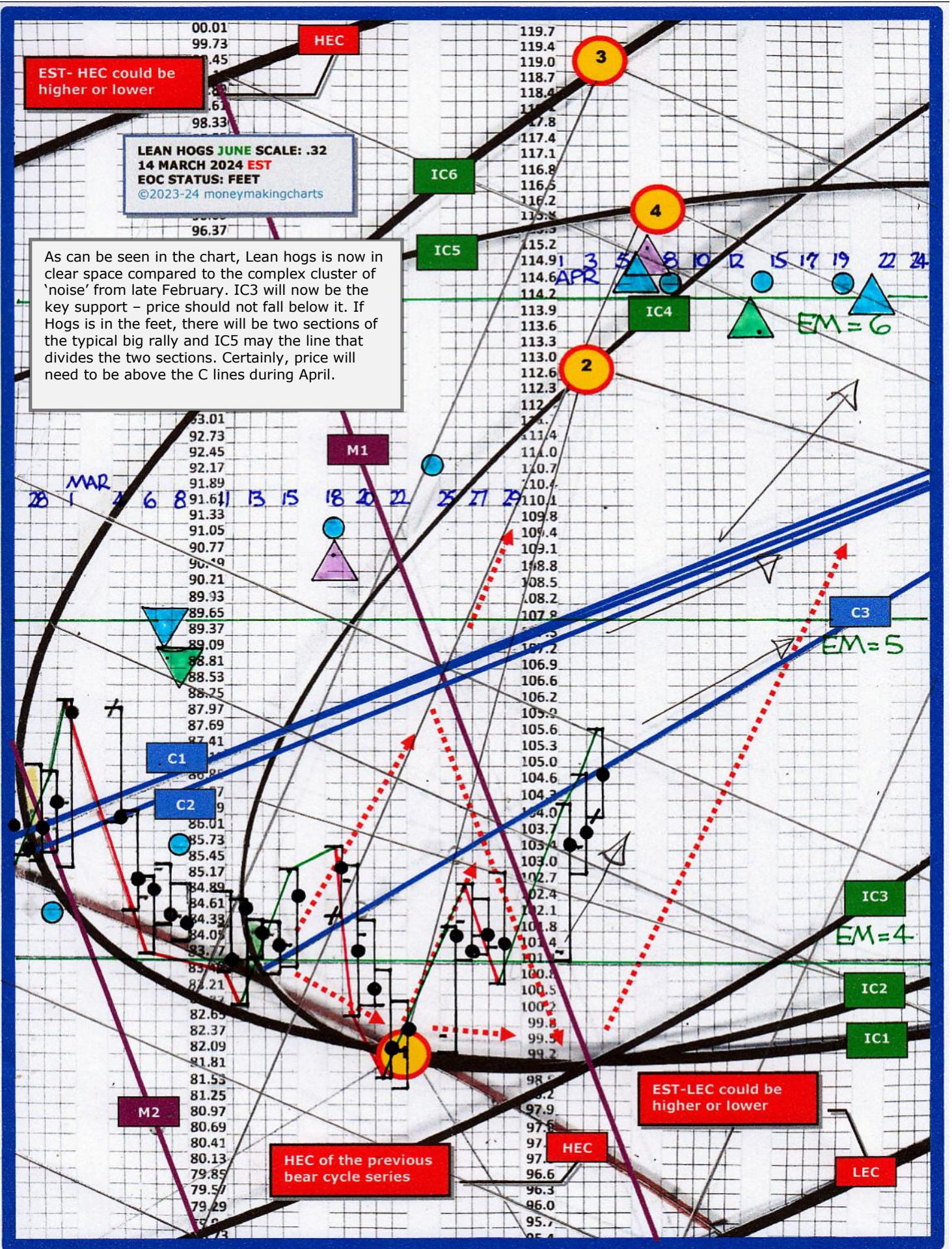
As can be seen in the chart, Lean hogs is now in clear space compared to the complex cluster of 'noise' from late February. IC3 will now be the key support – price should not fall below it. If Hogs is in the feet, there will be two sections of the typical big rally and IC5 may be the line that divides the two sections. Certainly, price will need to be above the C lines during April.

EST-LEC could be higher or lower

HEC of the previous bear cycle series

LEC





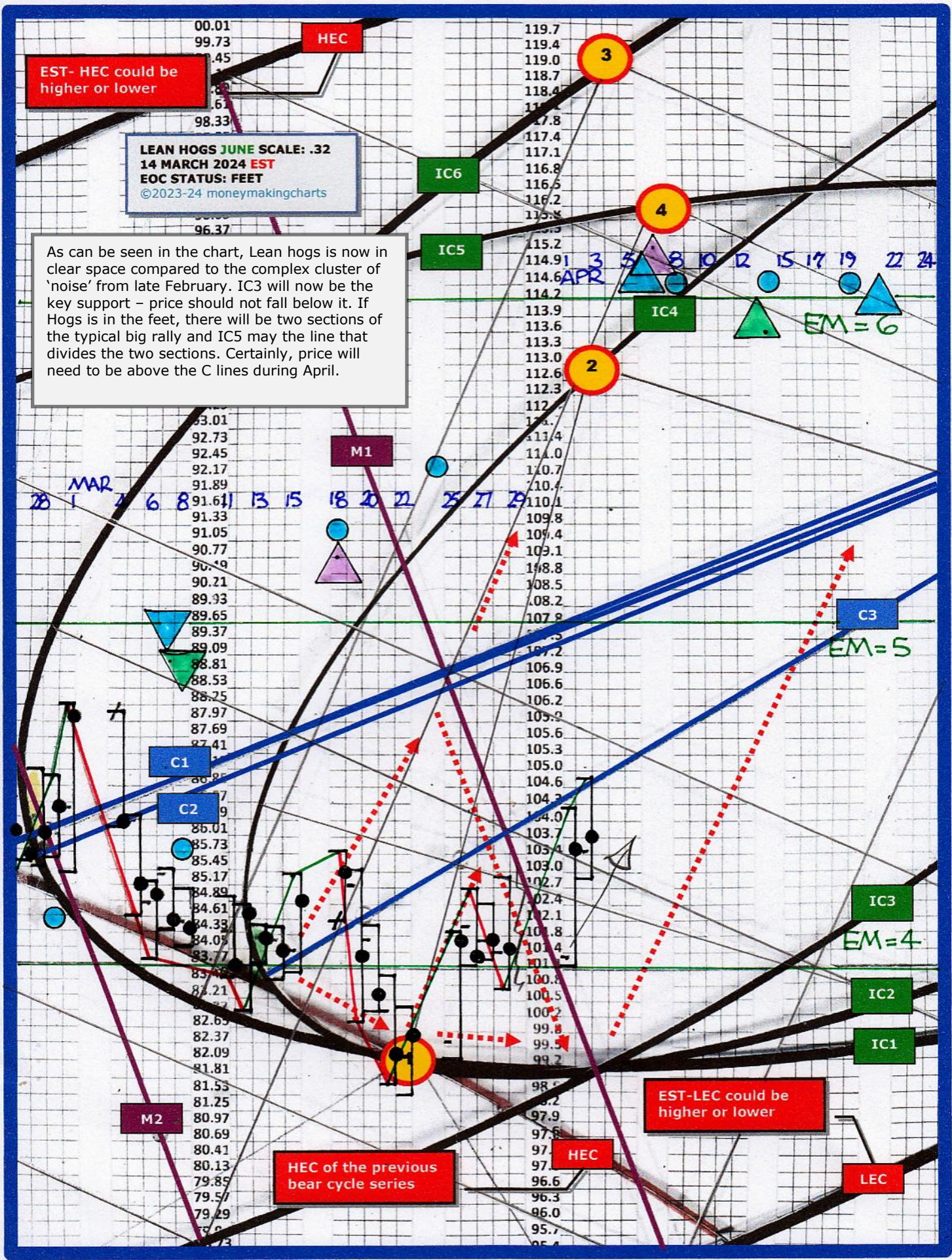
EST- HEC could be higher or lower

LEAN HOGS JUNE SCALE: .32
14 MARCH 2024 EST
EOC STATUS: FEET
 ©2023-24 moneymakingcharts

As can be seen in the chart, Lean hogs is now in clear space compared to the complex cluster of 'noise' from late February. IC3 will now be the key support - price should not fall below it. If Hogs is in the feet, there will be two sections of the typical big rally and IC5 may be the line that divides the two sections. Certainly, price will need to be above the C lines during April.

EST-LEC could be higher or lower

HEC of the previous bear cycle series



EST- HEC could be higher or lower

LEAN HOGS JUNE SCALE: .32
 14 MARCH 2024 EST
 EOC STATUS: FEET
 ©2023-24 moneymakingcharts

As can be seen in the chart, Lean hogs is now in clear space compared to the complex cluster of 'noise' from late February. IC3 will now be the key support - price should not fall below it. If Hogs is in the feet, there will be two sections of the typical big rally and IC5 may be the line that divides the two sections. Certainly, price will need to be above the C lines during April.

EST-LEC could be higher or lower

HEC of the previous bear cycle series

LEC

00.01
99.73
98.45
98.33
96.37
119.7
119.4
119.0
118.7
118.4
117.8
117.4
117.1
116.8
116.5
116.2
115.8
115.2
114.91
114.6
114.2
113.9
113.6
113.3
113.0
112.6
112.3
112.0
111.4
111.0
110.7
110.4
110.1
109.8
109.4
109.1
108.8
108.5
108.2
107.8
107.5
107.2
106.9
106.6
106.2
105.9
105.6
105.3
105.0
104.6
104.3
104.0
103.7
103.4
103.0
102.7
102.4
102.1
101.8
101.4
101.1
100.8
100.5
100.2
99.8
99.5
99.2
98.9
98.6
98.2
97.9
97.6
97.3
97.0
96.6
96.3
96.0
95.7
95.4

MAR 28 1 4 6 8 11 13 15 18 20 22 25 27 29

APR 3 5 8 10 12 15 17 19 22 24

C1

C2

C3

M1

M2

IC6

IC5

IC4

IC3

IC2

IC1

3

4

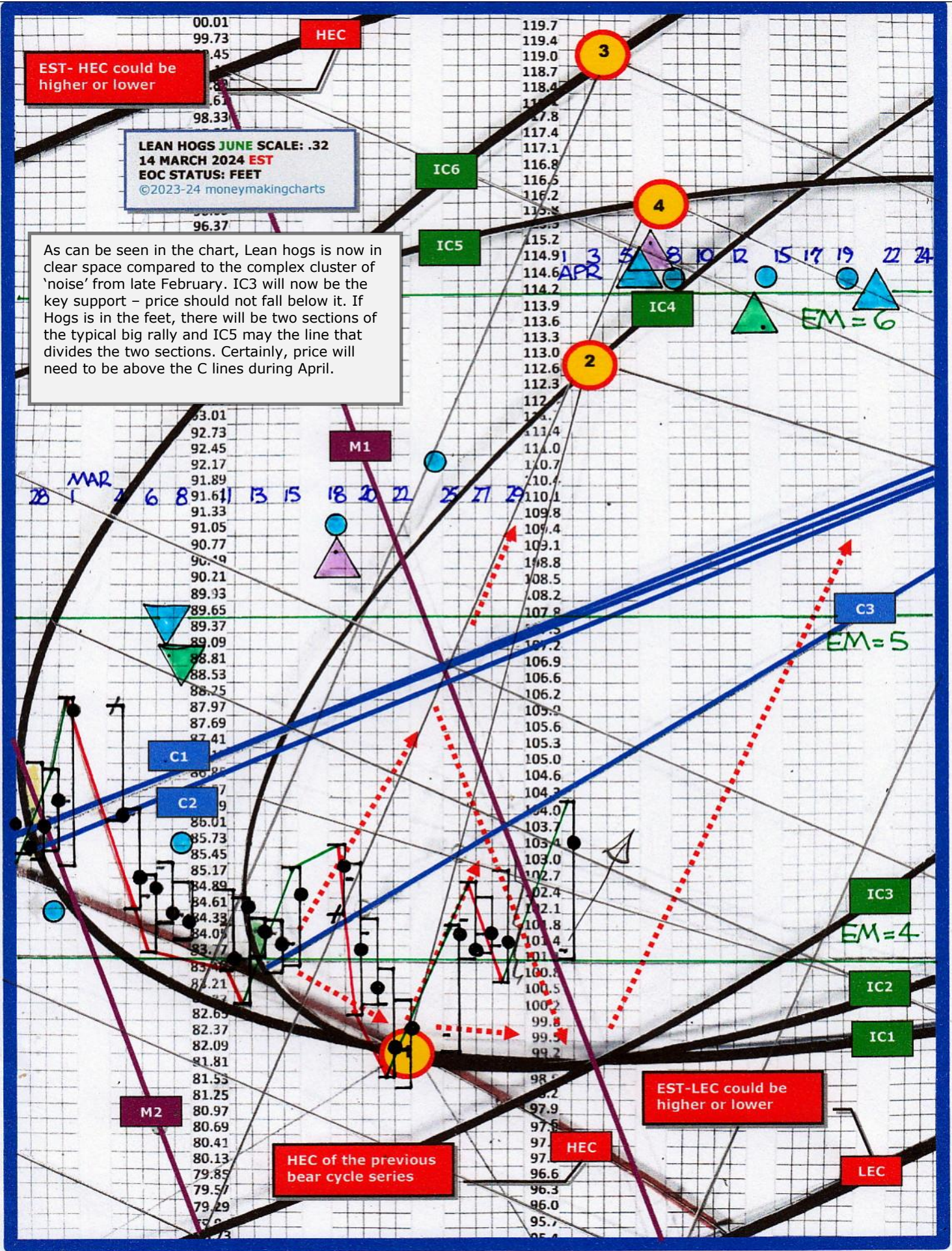
2

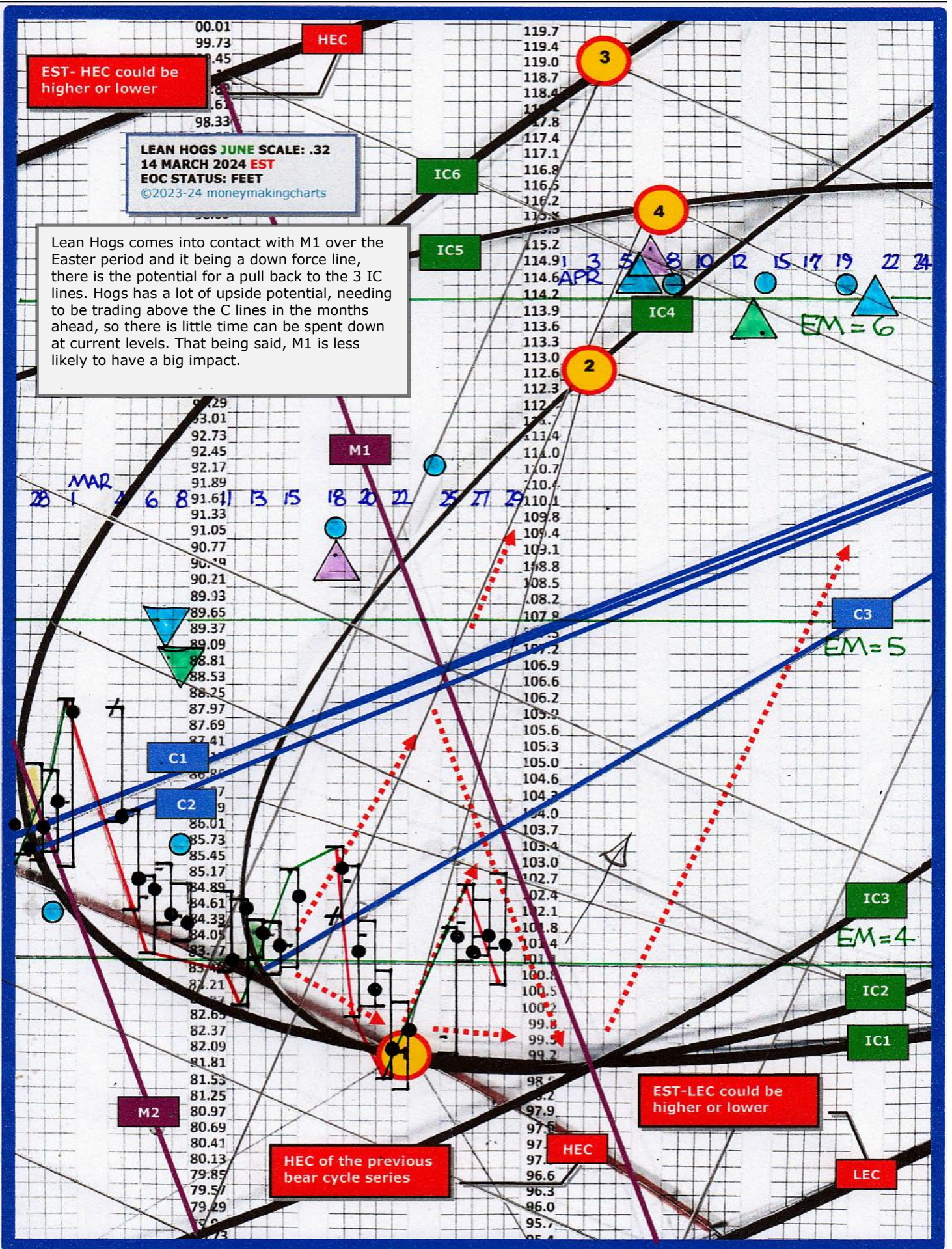
EM=6

EM=5

EM=4

HEC





EST- HEC could be higher or lower

LEAN HOGS JUNE SCALE: .32
 14 MARCH 2024 EST
 EOC STATUS: FEET
 ©2023-24 moneymakingcharts

Lean Hogs comes into contact with M1 over the Easter period and it being a down force line, there is the potential for a pull back to the 3 IC lines. Hogs has a lot of upside potential, needing to be trading above the C lines in the months ahead, so there is little time can be spent down at current levels. That being said, M1 is less likely to have a big impact.

EST-LEC could be higher or lower

HEC of the previous bear cycle series

LEC

EM=4

EM=5

EM=6

M1

M2

C1

C2

IC3

IC2

IC1

IC4

IC5

IC6

3

4

2

MAR

APR

00.01

99.73

99.45

99.17

98.89

98.61

98.33

98.05

97.77

97.49

97.21

96.93

96.65

96.37

96.09

95.81

95.53

95.25

94.97

94.69

94.41

94.13

93.85

93.57

93.29

93.01

92.73

92.45

92.17

91.89

91.61

91.33

91.05

90.77

90.49

90.21

89.93

89.65

89.37

89.09

88.81

88.53

88.25

87.97

87.69

87.41

87.13

119.7

119.4

119.0

118.7

118.4

118.1

117.8

117.4

117.1

116.8

116.5

116.2

115.8

115.5

115.2

114.91

114.6

114.2

113.9

113.6

113.3

113.0

112.6

112.3

112.0

111.7

111.4

111.0

110.7

110.4

110.1

109.8

109.4

109.1

108.8

108.5

108.2

107.9

107.6

107.2

106.9

106.6

106.2

105.9

105.6

105.3

105.0

104.6

104.3

104.0

103.7

103.4

103.0

102.7

102.4

102.1

101.8

101.4

101.1

100.8

100.5

100.2

99.9

99.5

99.2

98.8

98.5

98.2

97.9

97.5

97.2

97.0

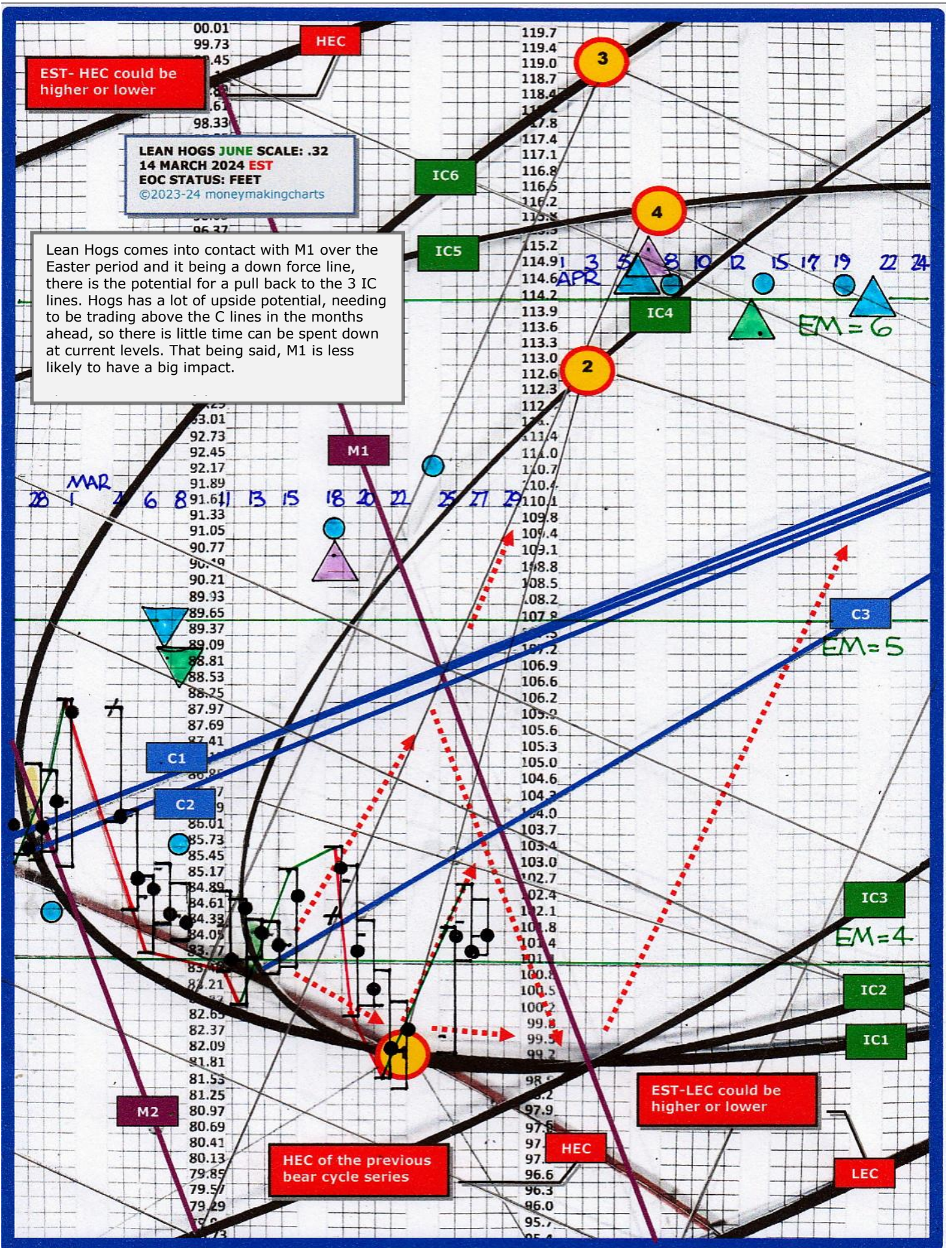
96.6

96.3

96.0

95.7

95.4



EST- HEC could be higher or lower

LEAN HOGS JUNE SCALE: .32
 14 MARCH 2024 EST
 EOC STATUS: FEET
 ©2023-24 moneymakingcharts

Lean Hogs comes into contact with M1 over the Easter period and it being a down force line, there is the potential for a pull back to the 3 IC lines. Hogs has a lot of upside potential, needing to be trading above the C lines in the months ahead, so there is little time can be spent down at current levels. That being said, M1 is less likely to have a big impact.

HEC of the previous bear cycle series

EST-LEC could be higher or lower

LEC

EM=4

EM=5

EM=6

MAR

APR

M1

M2

IC6

IC5

IC4

IC3

IC2

IC1

C1

C2

C3

3

4

2

M1

MAR

APR

M1

M2

IC6

IC5

IC4

IC3

IC2

IC1

C1

C2

C3

3

4

2

M1

M2

IC6

IC5

IC4

IC3

IC2

IC1

C1

C2

C3

3

4

2

M1

M2

IC6

IC5

IC4

IC3

IC2

IC1

C1

C2

C3

3

4

2

M1

M2

IC6

IC5

IC4

IC3

IC2

IC1

C1

C2

C3

3

4

2

M1

M2

IC6

IC5

IC4

IC3

IC2

IC1

C1

C2

C3

3

4

2

M1

M2

IC6

IC5

IC4

IC3

IC2

IC1

C1

C2

C3

3

4

2

M1

M2

IC6

IC5

IC4

IC3

IC2

IC1

C1

C2

C3

3

4

2

M1

M2

IC6

IC5

IC4

IC3

IC2

IC1

C1

C2

C3

3

4

2

M1

M2

IC6

IC5

IC4

IC3

IC2

IC1

C1

C2

C3

3

4

2

M1

M2

IC6

IC5

IC4

IC3

IC2

IC1

C1

C2

C3

3

4

2

M1

M2

IC6

IC5

IC4

IC3

IC2

IC1

C1

C2

C3

3

4

2

M1

M2

IC6

IC5

IC4

IC3

IC2

IC1

C1

C2

C3

3

4

2

M1

M2

IC6

IC5

IC4

IC3

IC2

IC1

C1

C2

C3

3

4

2

M1

M2

IC6

IC5

IC4

IC3

IC2

IC1

C1

C2

C3

3

4

2

M1

M2

IC6

IC5

IC4

IC3

IC2

IC1

C1

C2

C3

3

4

2

M1

M2

IC6

IC5

IC4

IC3

IC2

IC1

C1

C2

C3

3

4

2

M1

M2

IC6

IC5

IC4

IC3

IC2

IC1

C1

C2

C3

3

4

2

M1

M2

IC6

IC5

IC4

IC3

IC2

IC1

C1

C2

C3

3

4

2

M1

M2

IC6

IC5

IC4

IC3

IC2

IC1

C1

C2

C3

3

4

2

M1

M2

IC6

IC5

IC4

IC3

IC2

IC1

C1

C2

C3

3

4

2

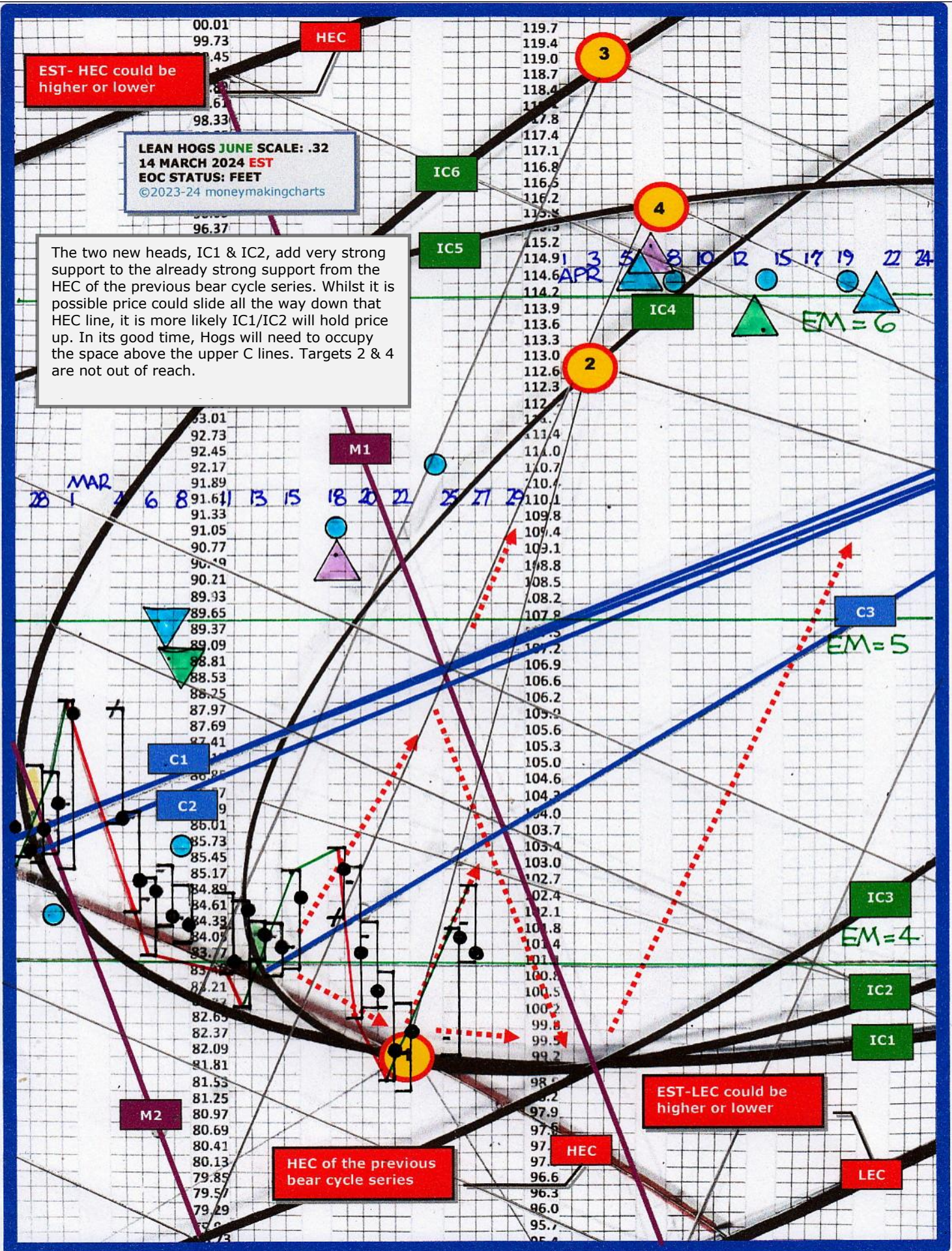
M1

M2

IC6

IC5

IC4



EST- HEC could be higher or lower

LEAN HOGS JUNE SCALE: .32
 14 MARCH 2024 EST
 EOC STATUS: FEET
 ©2023-24 moneymakingcharts

The two new heads, IC1 & IC2, add very strong support to the already strong support from the HEC of the previous bear cycle series. Whilst it is possible price could slide all the way down that HEC line, it is more likely IC1/IC2 will hold price up. In its good time, Hogs will need to occupy the space above the upper C lines. Targets 2 & 4 are not out of reach.

HEC of the previous bear cycle series

EST-LEC could be higher or lower

LEC

EM=4

EM=5

EM=6

IC3

IC2

IC1

HEC

IC6

IC5

IC4

M1

M2

C1

C2

C3

3

4

2

119.7

119.4

119.0

118.7

118.4

118.1

117.8

117.4

117.1

116.8

116.5

116.2

115.8

115.5

115.2

114.9

114.6

114.2

113.9

113.6

113.3

113.0

112.6

112.3

112.0

111.7

111.4

111.0

110.7

110.4

110.1

109.8

109.4

109.1

108.8

108.5

108.2

107.8

107.5

107.2

106.9

106.6

106.2

105.9

105.6

105.3

105.0

104.6

104.3

104.0

103.7

103.4

103.0

102.7

102.4

102.1

101.8

101.4

101.1

100.7

100.5

100.2

99.8

99.5

99.2

98.8

98.5

98.2

97.9

97.5

97.2

97.0

96.6

96.3

96.0

95.7

95.4

00.01

99.73

99.45

99.17

98.89

98.61

98.33

98.05

97.77

97.49

97.21

96.93

96.65

96.37

96.09

95.81

95.53

95.25

94.97

94.69

94.41

94.13

93.85

93.57

93.29

93.01

92.73

92.45

92.17

91.89

91.61

91.33

91.05

90.77

90.49

90.21

89.93

89.65

89.37

89.09

88.81

88.53

88.25

87.97

87.69

87.41

87.13

86.85

86.57

86.29

86.01

85.73

85.45

85.17

84.89

84.61

84.33

84.05

83.77

83.49

83.21

82.93

82.65

82.37

82.09

81.81

81.53

81.25

80.97

80.69

80.41

80.13

79.85

79.57

79.29

79.01

78.73

MAR

28

1

4

6

8

13

15

18

20

21

25

27

29

APR

3

5

8

10

12

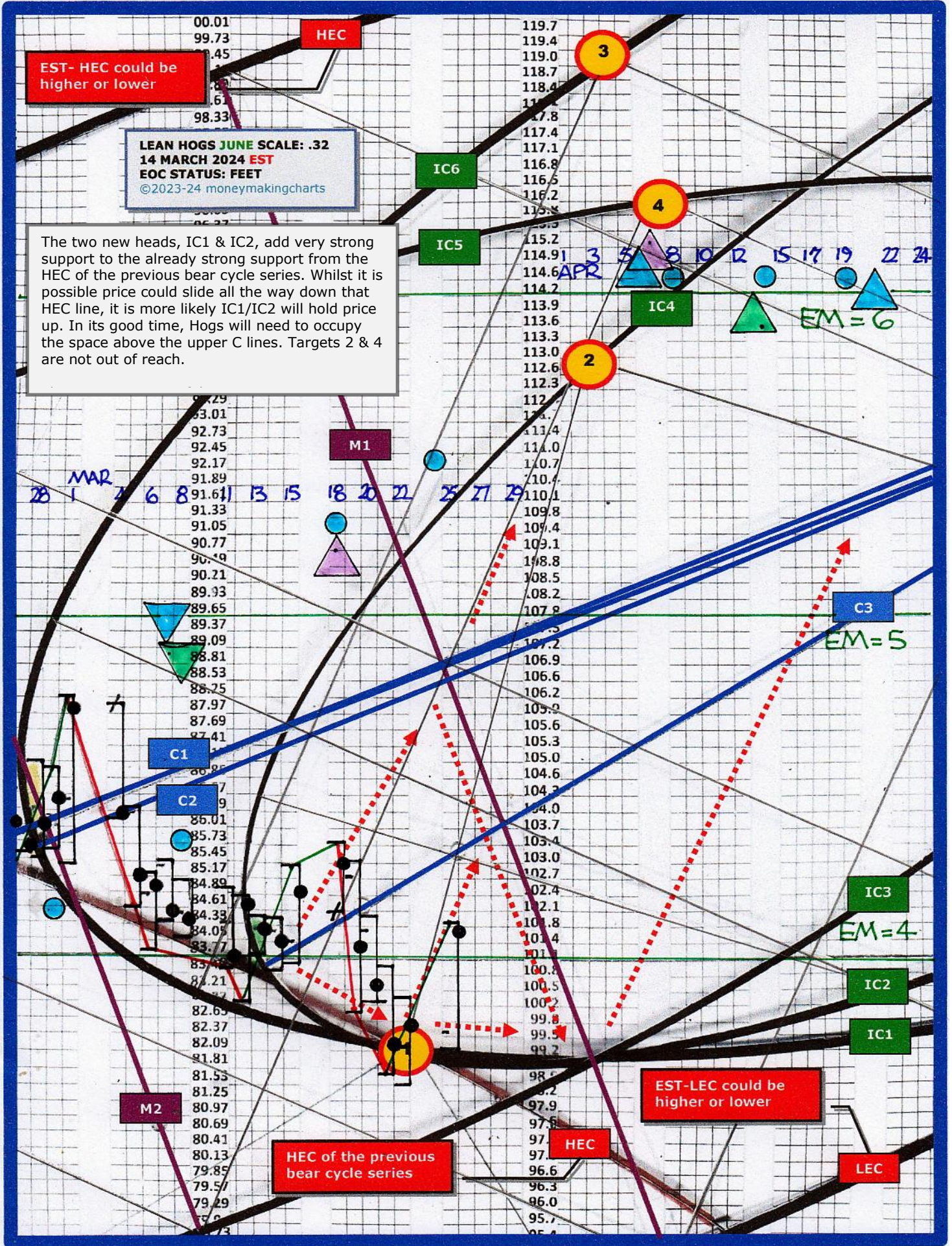
15

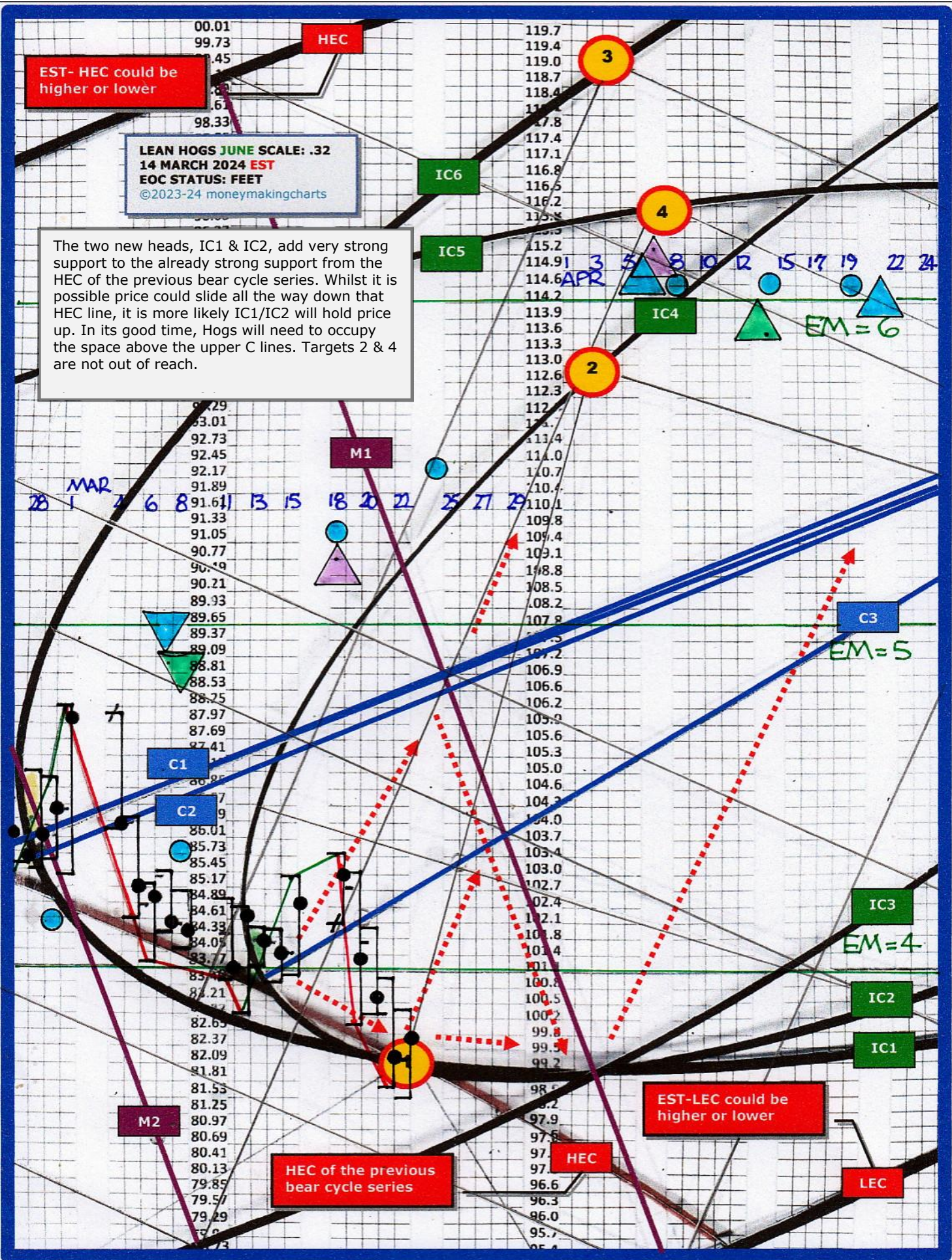
17

19

22

24





EST- HEC could be higher or lower

LEAN HOGS JUNE SCALE: .32
 14 MARCH 2024 EST
 EOC STATUS: FEET
 ©2023-24 moneymakingcharts

The two new heads, IC1 & IC2, add very strong support to the already strong support from the HEC of the previous bear cycle series. Whilst it is possible price could slide all the way down that HEC line, it is more likely IC1/IC2 will hold price up. In its good time, Hogs will need to occupy the space above the upper C lines. Targets 2 & 4 are not out of reach.

EST- LEC could be higher or lower

HEC of the previous bear cycle series

LEC

EM=4

EM=5

EM=6

3

4

2

MAR

APR 3 5 8 10 12 15 17 19 22 24

28 1 4 6 8 13 15 18 20 22 25 27 29

M2

M1

C1

C2

C3

IC6

IC5

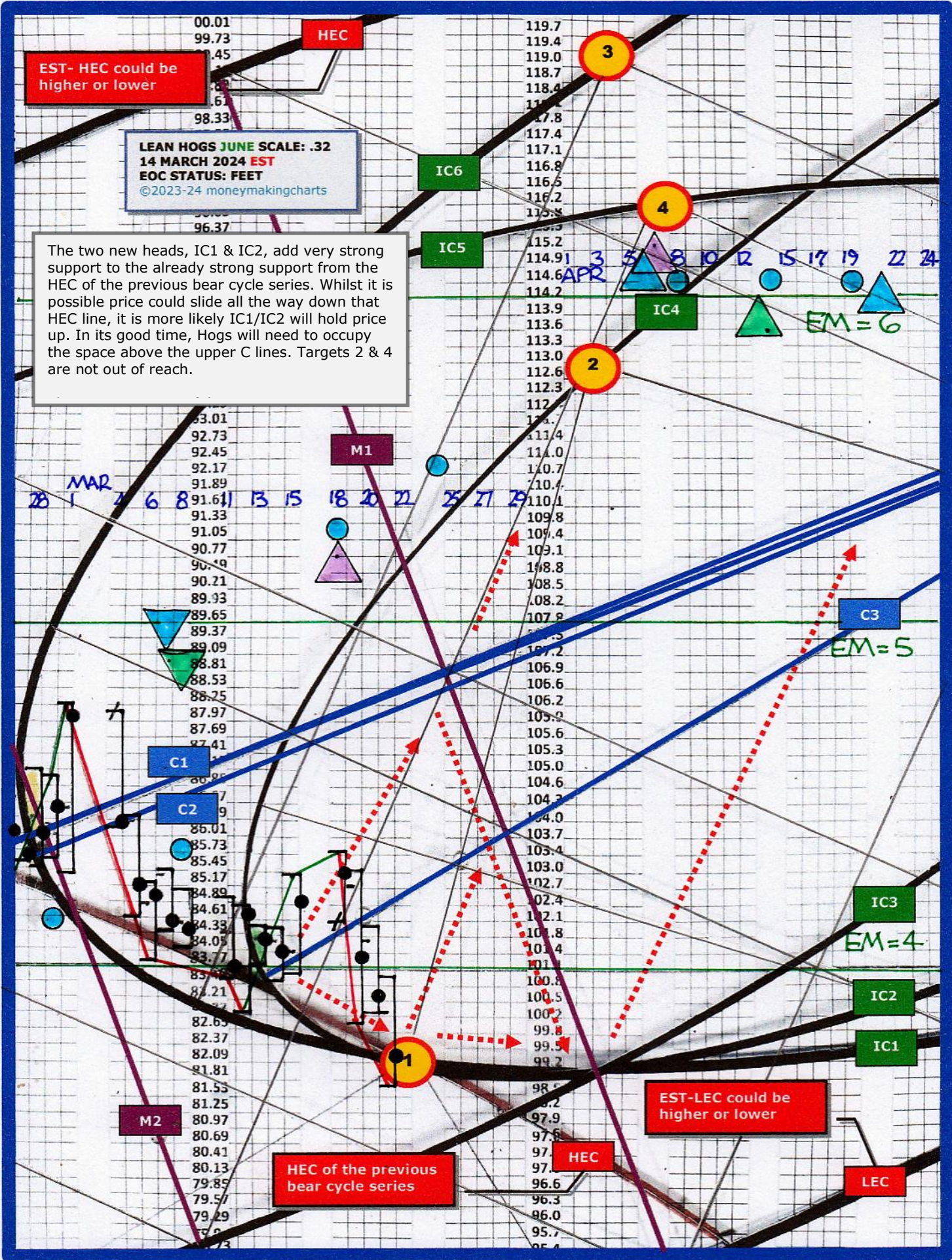
IC4

IC3

IC2

IC1

HEC



EST- HEC could be higher or lower

LEAN HOGS JUNE SCALE: .32
 14 MARCH 2024 EST
 EOC STATUS: FEET
 ©2023-24 moneymakingcharts

The two new heads, IC1 & IC2, add very strong support to the already strong support from the HEC of the previous bear cycle series. Whilst it is possible price could slide all the way down that HEC line, it is more likely IC1/IC2 will hold price up. In its good time, Hogs will need to occupy the space above the upper C lines. Targets 2 & 4 are not out of reach.

EST-LEC could be higher or lower

HEC of the previous bear cycle series

LEC

EM=4

EM=5

EM=6

3

4

2

1

M1

M2

C1

C2

C3

IC6

IC5

IC4

IC3

IC2

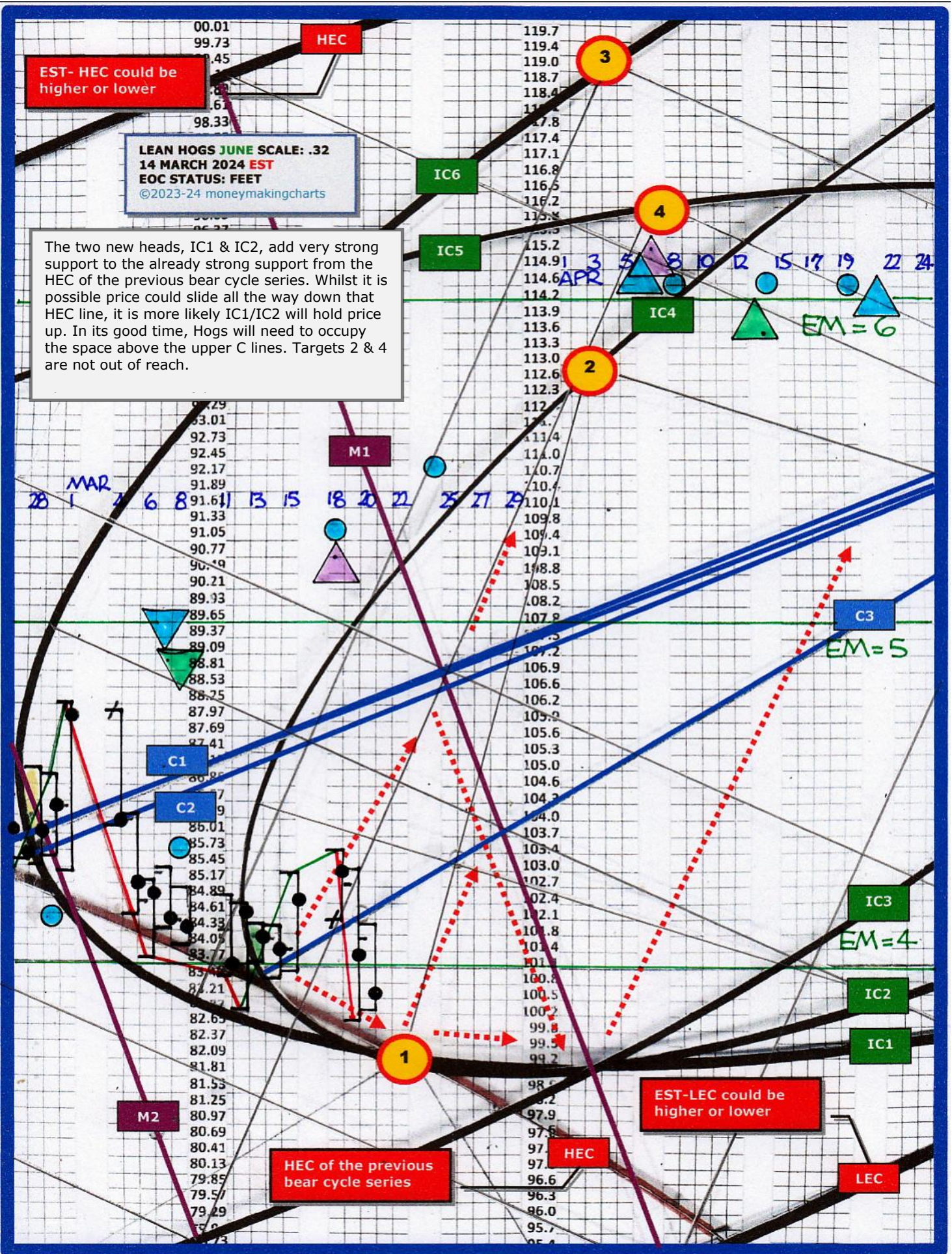
IC1

119.7
119.4
119.0
118.7
118.4
118.1
117.8
117.4
117.1
116.8
116.5
116.2
115.8
115.5
115.2
114.9
114.6
114.2
113.9
113.6
113.3
113.0
112.6
112.3
112.0
111.7
111.4
111.0
110.7
110.4
110.1
109.8
109.4
109.1
108.8
108.5
108.2
107.8
107.5
107.2
106.9
106.6
106.2
105.9
105.6
105.3
105.0
104.6
104.3
104.0
103.7
103.4
103.0
102.7
102.4
102.1
101.8
101.4
101.1
100.8
100.5
100.2
99.8
99.5
99.2
98.9
98.6
98.2
97.9
97.6
97.3
97.0
96.6
96.3
96.0
95.7
95.4

00.01
99.73
99.45
99.17
98.89
98.61
98.33
98.05
97.77
97.49
97.21
96.93
96.65
96.37
96.09
95.81
95.53
95.25
94.97
94.69
94.41
94.13
93.85
93.57
93.29
93.01
92.73
92.45
92.17
91.89
91.61
91.33
91.05
90.77
90.49
90.21
89.93
89.65
89.37
89.09
88.81
88.53
88.25
87.97
87.69
87.41
87.13
86.85
86.57
86.29
86.01
85.73
85.45
85.17
84.89
84.61
84.33
84.05
83.77
83.49
83.21
82.93
82.65
82.37
82.09
81.81
81.53
81.25
80.97
80.69
80.41
80.13
79.85
79.57
79.29
79.01
78.73

MAR 28 1 4 6 8 11 13 15 18 20 22 25 27 29

APR 3 5 8 10 12 15 17 19 22 24



EST- HEC could be higher or lower

LEAN HOGS JUNE SCALE: .32
 14 MARCH 2024 EST
 EOC STATUS: FEET
 ©2023-24 moneymakingcharts

The two new heads, IC1 & IC2, add very strong support to the already strong support from the HEC of the previous bear cycle series. Whilst it is possible price could slide all the way down that HEC line, it is more likely IC1/IC2 will hold price up. In its good time, Hogs will need to occupy the space above the upper C lines. Targets 2 & 4 are not out of reach.

EST-LEC could be higher or lower

HEC of the previous bear cycle series

LEC

EM=4

EM=5

EM=6

M2

M1

C1

C2

C3

IC3

IC2

IC1

HEC

IC6

IC5

IC4

3

4

2

1

APR 3 5 8 10 12 15 17 19 22 24

MAR 28 1 4 6 8 13 15 18 20 22 25 27 29

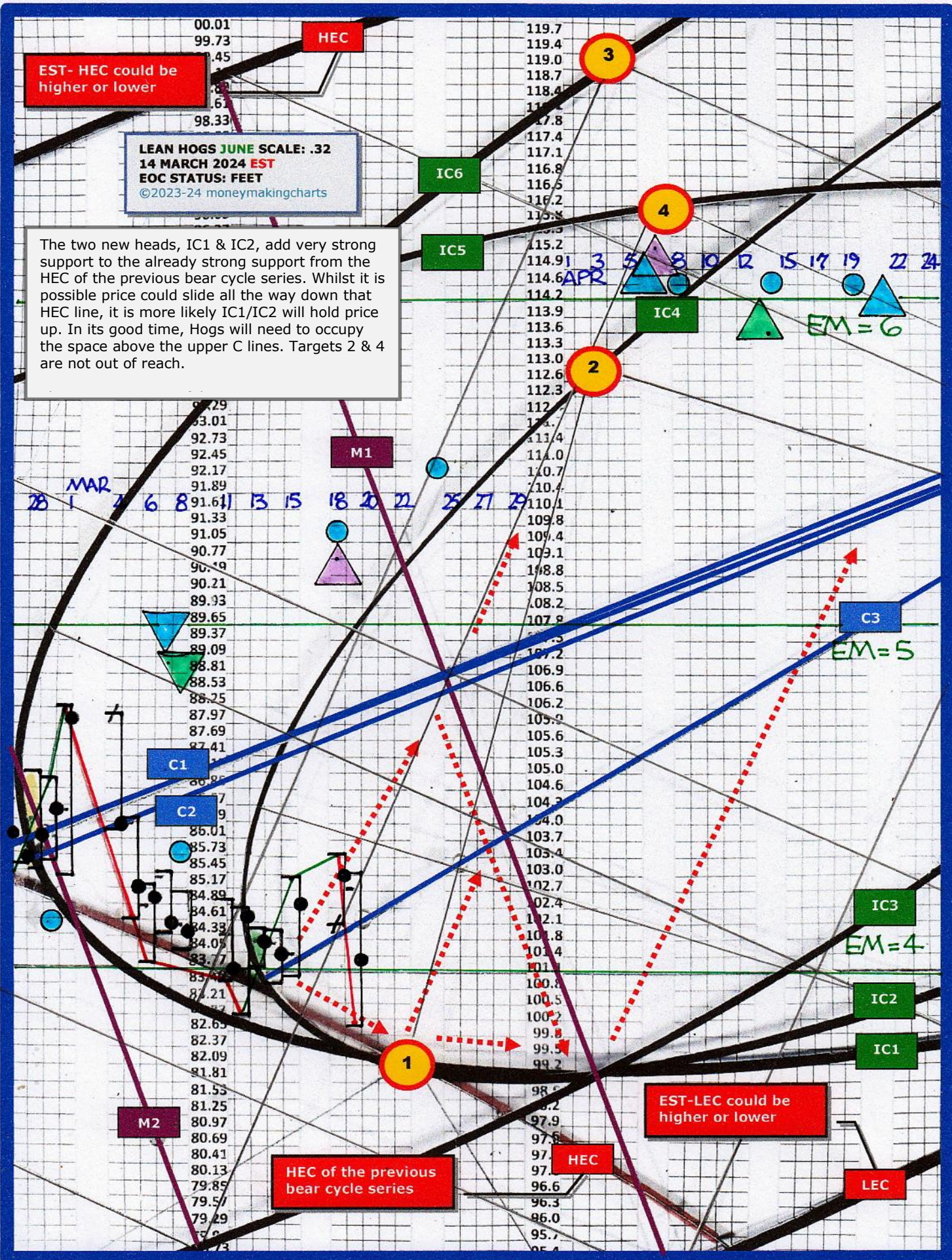
99.73
99.45
98.33
98.01
92.73
92.45
92.17
91.89
91.61
91.33
91.05
90.77
90.49
90.21
89.93
89.65
89.37
89.09
88.81
88.53
88.25
87.97
87.69
87.41
87.13
86.85
86.57
86.29
86.01
85.73
85.45
85.17
84.89
84.61
84.33
84.05
83.77
83.49
83.21
82.93
82.65
82.37
82.09
81.81
81.53
81.25
80.97
80.69
80.41
80.13
79.85
79.57
79.29
79.01
78.73

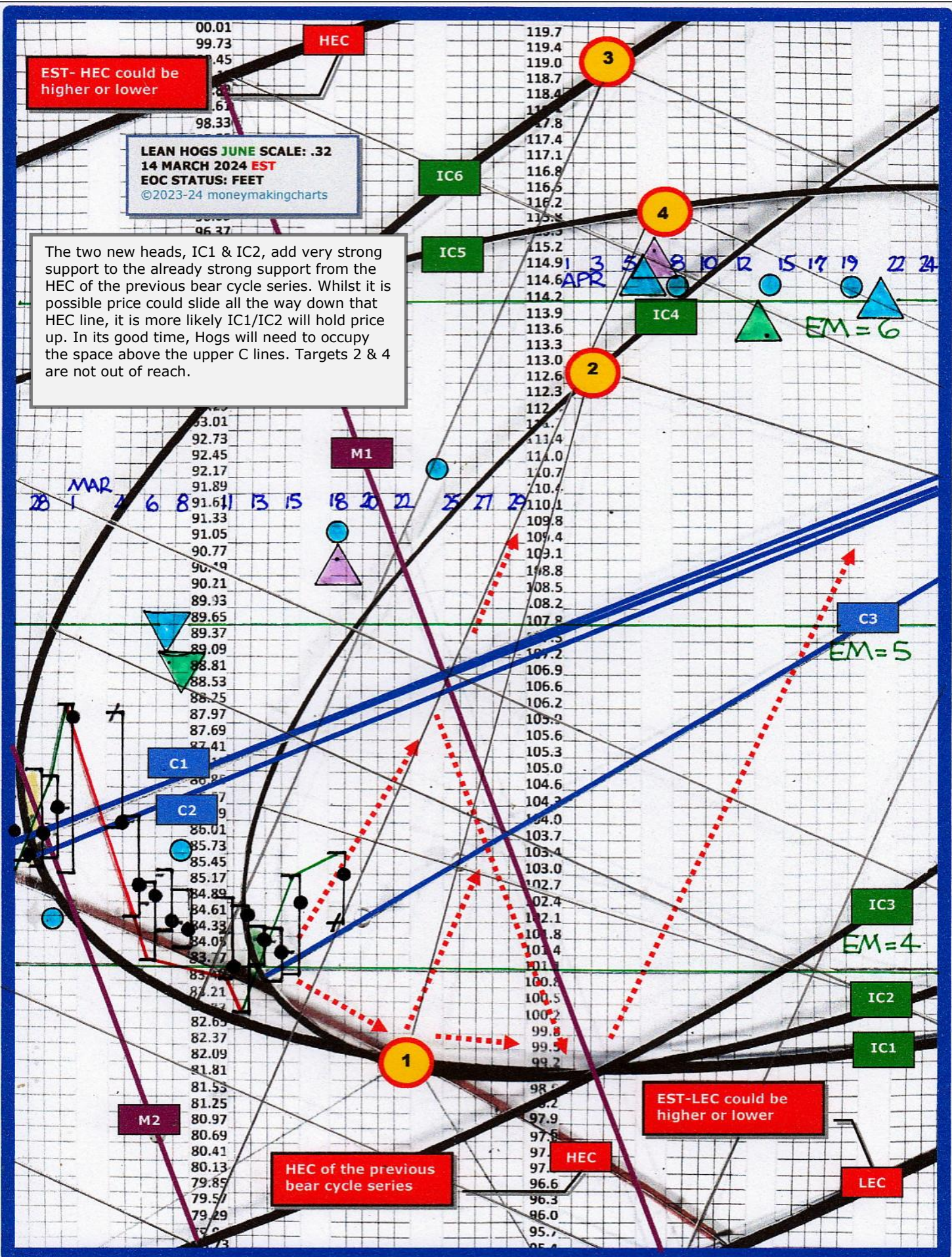
119.7
119.4
119.0
118.7
118.4
118.1
117.8
117.4
117.1
116.8
116.5
116.2
115.8
115.5
115.2
114.91
114.6
114.2
113.9
113.6
113.3
113.0
112.6
112.3
112.0
111.7
111.4
111.0
110.7
110.4
110.1
109.8
109.4
109.1
108.8
108.5
108.2
107.8
107.5
107.2
106.9
106.6
106.2
105.9
105.6
105.3
105.0
104.6
104.3
104.0
103.7
103.4
103.0
102.7
102.4
102.1
101.8
101.4
101.1
100.8
100.5
100.2
99.9
99.5
99.2
98.9
98.6
98.2
97.9
97.5
97.2
96.6
96.3
96.0
95.7
95.4

EST- HEC could be higher or lower

LEAN HOGS JUNE SCALE: .32
14 MARCH 2024 EST
EOC STATUS: FEET
©2023-24 moneymakingcharts

The two new heads, IC1 & IC2, add very strong support to the already strong support from the HEC of the previous bear cycle series. Whilst it is possible price could slide all the way down that HEC line, it is more likely IC1/IC2 will hold price up. In its good time, Hogs will need to occupy the space above the upper C lines. Targets 2 & 4 are not out of reach.

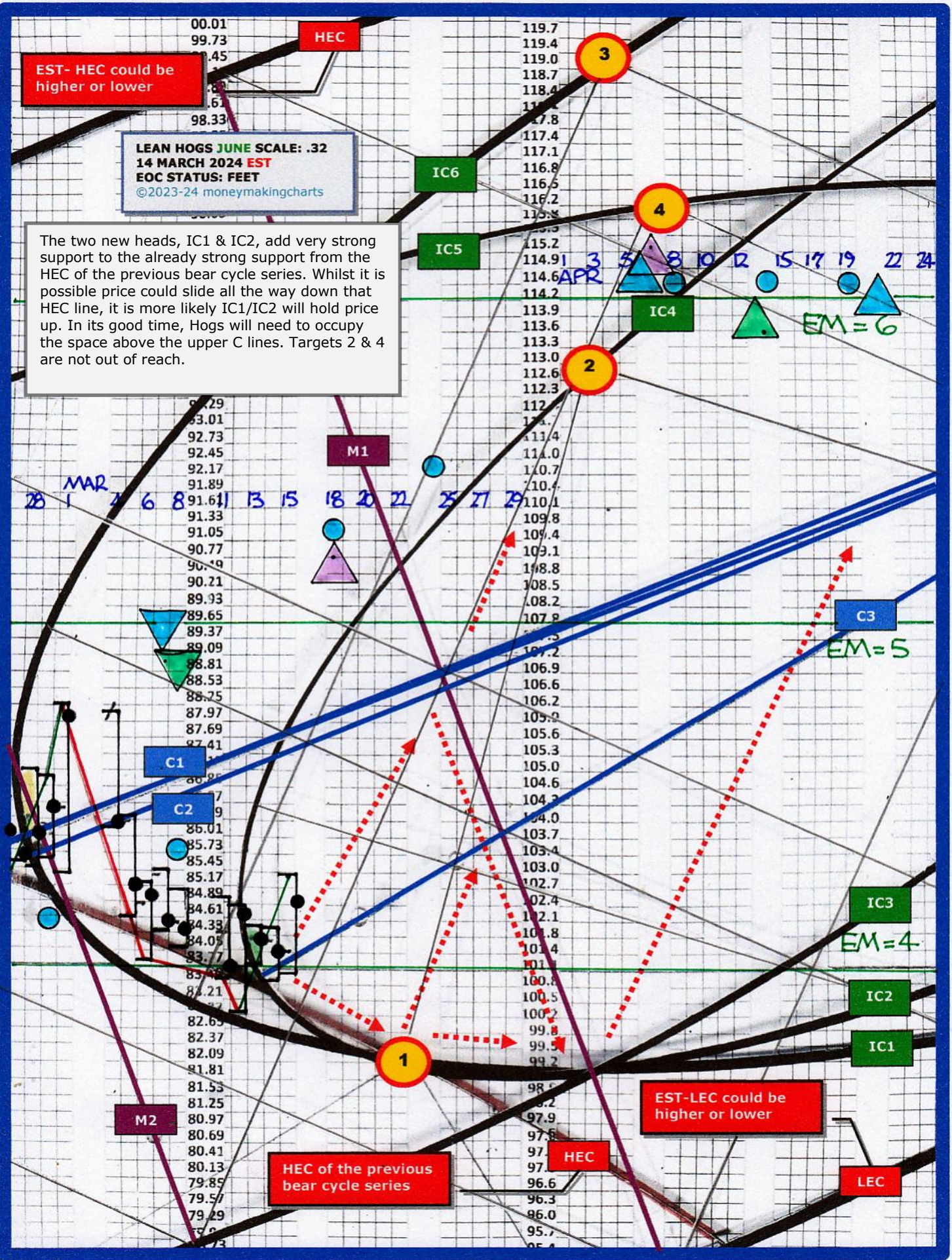




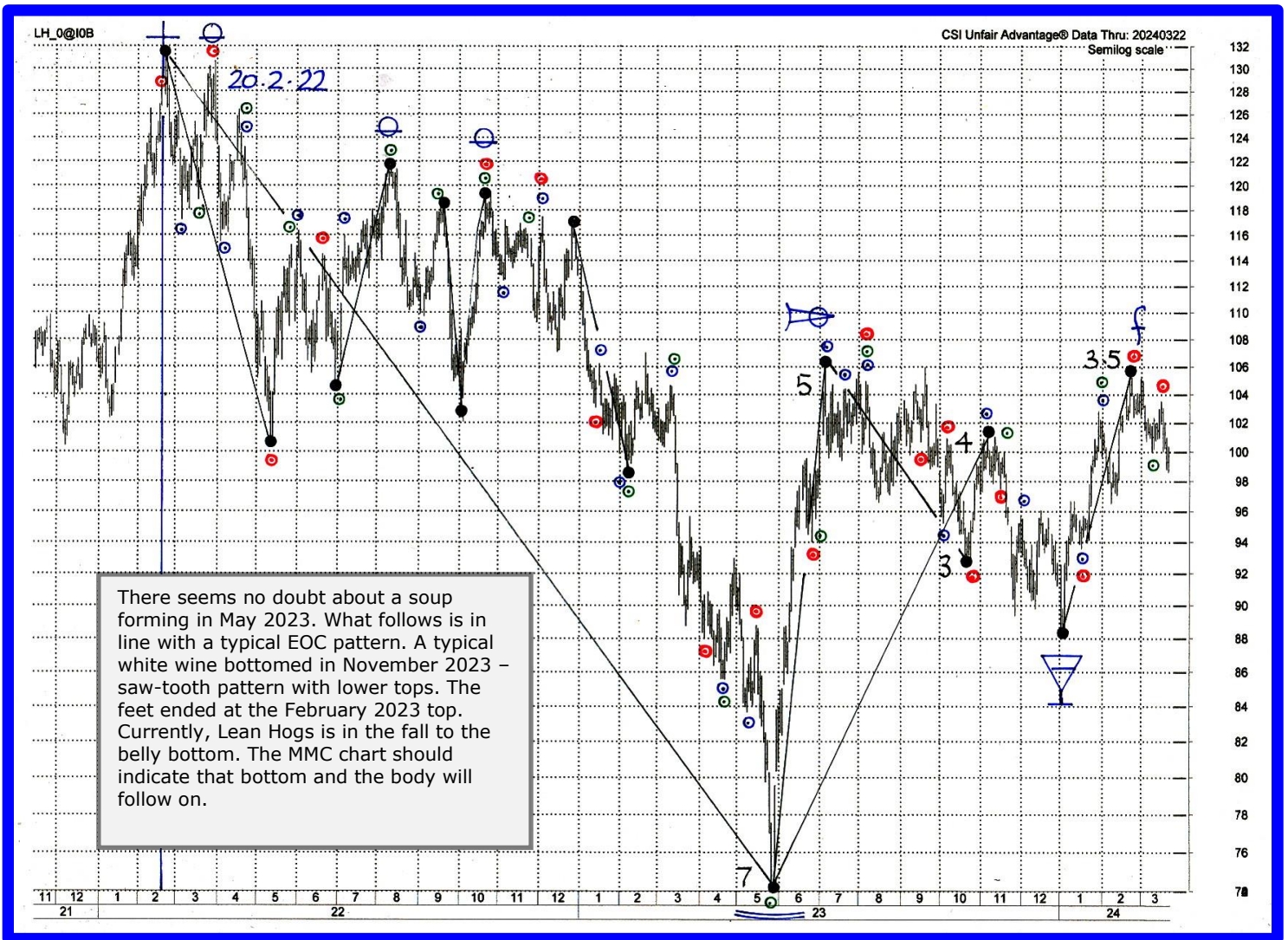
EST- HEC could be higher or lower

LEAN HOGS JUNE SCALE: .32
14 MARCH 2024 EST
EOC STATUS: FEET
©2023-24 moneymakingcharts

The two new heads, IC1 & IC2, add very strong support to the already strong support from the HEC of the previous bear cycle series. Whilst it is possible price could slide all the way down that HEC line, it is more likely IC1/IC2 will hold price up. In its good time, Hogs will need to occupy the space above the upper C lines. Targets 2 & 4 are not out of reach.



LEAN HOGS EOC



LH_0@IOB

CSI Unfair Advantage® Data Thru: 20231229

Semilog scale

