

**A moneymakingcharts bulletin is included below including an overview of the technology and a legend identifying the various tools and indicators.**



**The currency of the future will be the relationship of trust**

## **DISCLAIMER**

All information is provided for demonstration and educational purposes, not for trading purposes or advice. This is not a solicitation of any order to buy or sell, but is a market view provided by Gabatech Systems. Any statements of facts herein contained are derived in ways believed to be reliable, but cannot be guaranteed as to accuracy or completeness. No responsibility is assumed with respect to any such statement or with respect to any expression of opinion herein contained. Viewers are urged to exercise their own judgment.

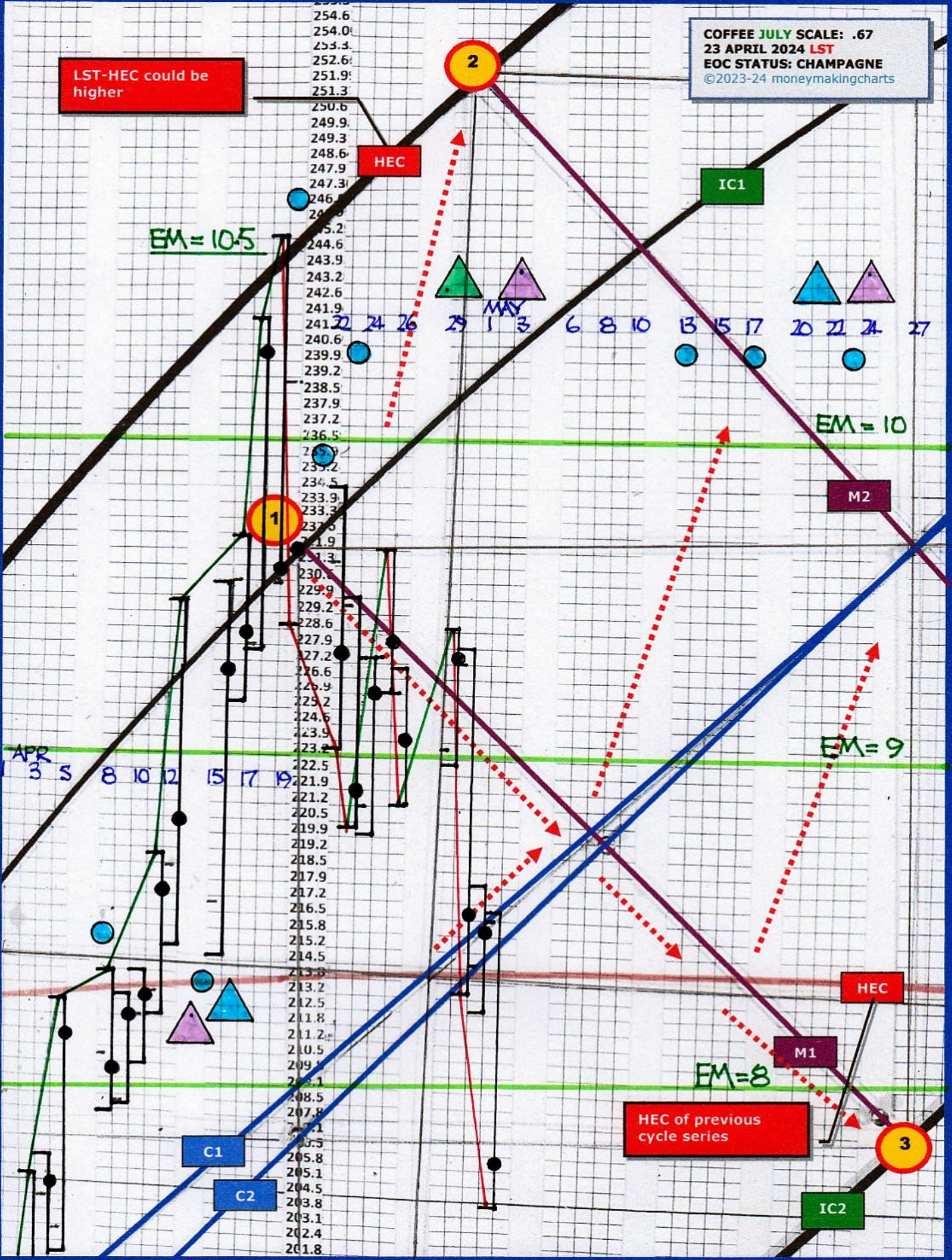
The contents of this bulletin do not constitute financial advice and is provided for the purpose of general and educational information only. The information and material on all of the pages of this bulletin is provided as a general interpretation by Gabatech Systems and the services offered. The information and material contained is not intended to, and neither does it, create any business, contractual relationship. Furthermore, neither is the information and material contained in this bulletin supplied for any other purpose not explicitly stated. Accordingly, Gabatech Systems – its principles, employees or agents – shall not be liable for any loss of profits, contracts or any other indirect or consequential loss or damage arising out of or in connection with the use of such information and material or of its access in this bulletin whether by corruption, virus or otherwise.

Gabatech Systems has no control over the use to which the information and material provided on all of the pages of this bulletin may be put by the user. Gabatech Systems will use reasonable care to ensure that the information and material appearing in this bulletin is accurate and contemporary. However, errors and omissions may occur and the user should not take the accuracy of information or material for granted nor should they rely upon it as a statement or representation of fact. If users are in any doubt, they should check directly with Gabatech Systems. Gabatech Systems disclaims any and all guarantees of any kind, expressed or implied, including the guarantee of fitness of the information or material for a particular purpose. Access to the moneymakingcharts is solely at the user's risk.

Access to this bulletin by anyone other than Gabatech Systems is unauthorized. If you are not the intended recipient, please contact the sender and destroy any copies of this message and any attachments. Any unauthorized use or dissemination or any action taken or omitted to be taken in reliance on it, is prohibited and may be unlawful. This information contained within is not to be construed as an offer to sell or a solicitation or an offer to buy commodity futures or options. Futures trading involves the substantial risk of loss and is not suitable for all investors.

COFFEE JULY SCALE: .67  
23 APRIL 2024 LST  
EOC STATUS: CHAMPAGNE  
©2023-24 moneymakingcharts

LST-HEC could be higher



HEC of previous cycle series

EM=10.5

EM=10

EM=9

EM=8

254.6  
254.0  
253.3  
252.6  
251.9  
251.3  
250.6  
249.9  
249.3  
248.6  
247.9  
247.3  
246.6  
245.9  
245.2  
244.6  
243.9  
243.2  
242.6  
241.9  
241.2  
240.6  
239.9  
239.2  
238.5  
237.9  
237.2  
236.5  
235.8  
235.2  
234.5  
233.9  
233.3  
232.6  
231.9  
231.3  
230.6  
229.9  
229.2  
228.6  
227.9  
227.2  
226.6  
225.9  
225.2  
224.6  
223.9  
223.2  
222.5  
221.9  
221.2  
220.5  
219.9  
219.2  
218.5  
217.9  
217.2  
216.5  
215.8  
215.2  
214.5  
213.8  
213.2  
212.5  
211.8  
211.2  
210.5  
209.8  
209.1  
208.5  
207.8  
207.1  
206.5  
205.8  
205.1  
204.5  
203.8  
203.1  
202.4  
201.8

APR 3 5 8 10 12 15 17 19

MAY 29 1 3 6 8 10 13 15 17 20 21 24 27

COFFEE JULY SCALE: .67  
 23 APRIL 2024 LST  
 EOC STATUS: CHAMPAGNE  
 ©2023-24 moneymakingcharts

LST-HEC could be higher

HEC

IC1

EM = 10.5

Coffee is in steep bull cycles as indicated by the C line angles, ensuring continued rising price into the months ahead. M 1 is a powerful down force line and Coffee is under its influence. As long as closes remain below M1, price will fall to each support line - C1,C2, IC2. Target 2 is not off the radar.

MAY 29 1 3

6 8 10

13 15 17

20 21 24 27

EM = 10

M2

1

APR 3 5

8 10 12

15 17 19

EM = 9

EM = 8

M1

HEC of previous cycle series

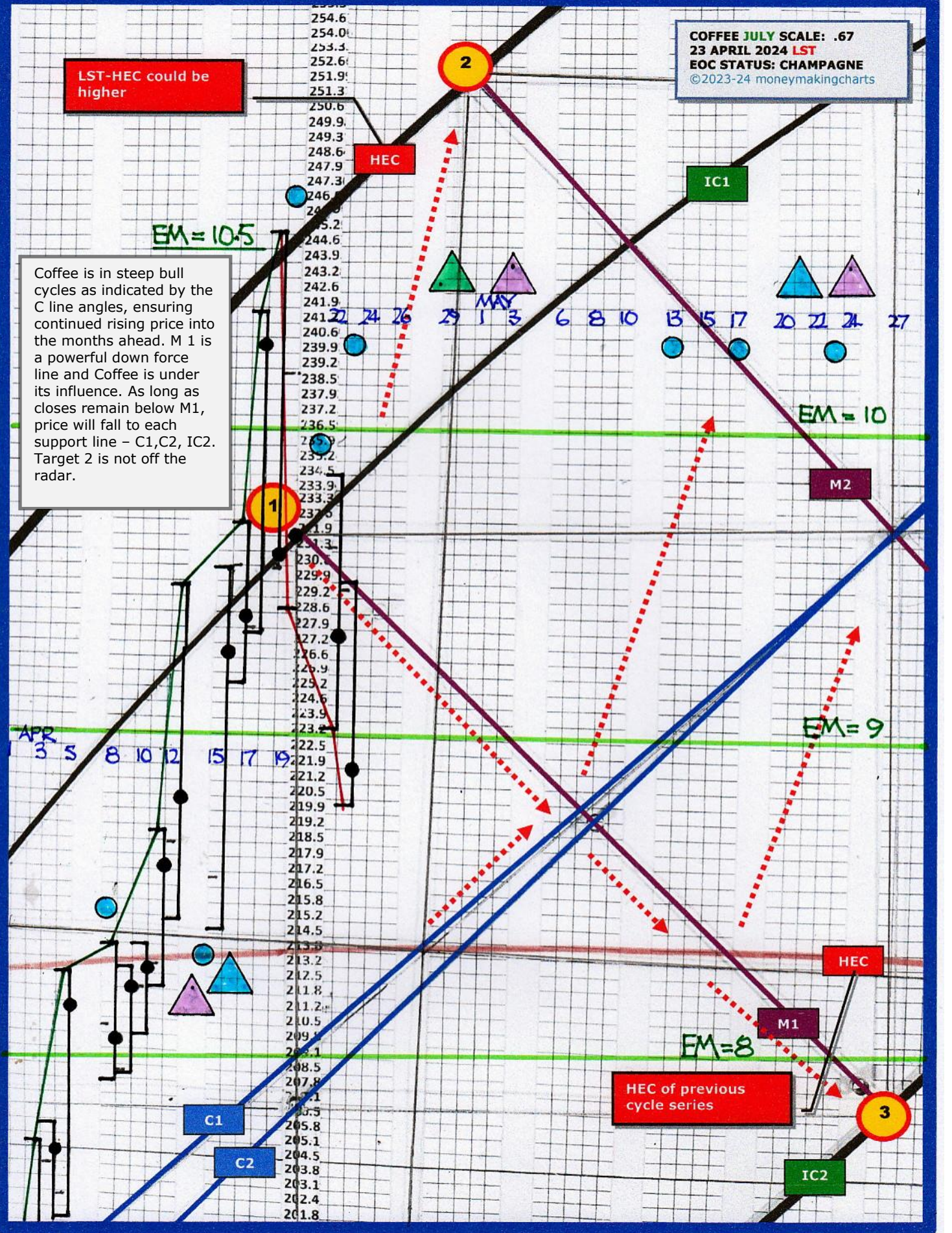
HEC

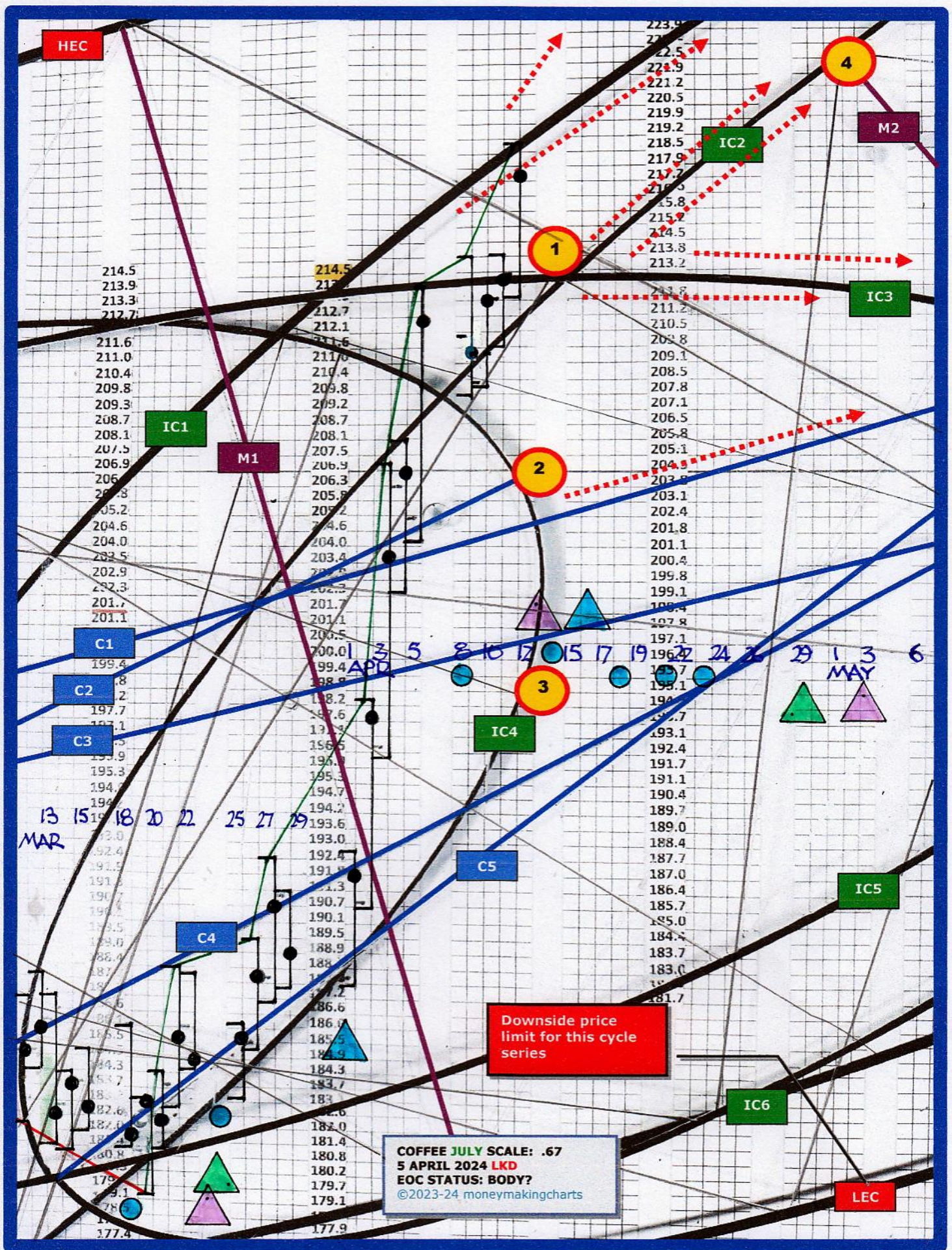
3

C1

C2

IC2





HEC

4

M2

IC2

1

IC3

IC1

M1

2

C1

C2

C3

IC4

MAR  
13 15 18 20 22 25 27 29

APR  
3 5 8 10 12 15 17 19

MAY  
29 1 3 6

C4

C5

IC5

Downside price limit for this cycle series

COFFEE JULY SCALE: .67  
5 APRIL 2024 LKD  
EOC STATUS: BODY?  
©2023-24 moneymakingcharts

LEC

IC6

177.4

177.9

223.9

222.5

221.9

221.2

220.5

219.9

219.2

218.5

217.9

217.2

216.5

215.8

215.2

214.5

213.8

213.2

214.5

213.9

213.3

212.7

211.6

211.0

210.4

209.8

209.3

208.7

208.1

207.5

206.9

206.3

205.7

205.1

204.5

203.9

203.3

202.7

202.1

201.5

200.9

200.3

199.7

199.1

198.5

197.9

197.3

196.7

196.1

195.5

194.9

194.3

193.7

193.1

214.5

212.7

211.6

211.0

210.4

209.8

209.2

208.7

208.1

207.5

206.9

206.3

205.7

205.1

204.5

203.9

203.3

202.7

202.1

201.5

200.9

200.3

199.7

199.1

198.5

197.9

197.3

196.7

196.1

195.5

194.9

194.3

193.7

193.1

192.5

191.9

211.2

210.5

209.8

209.1

208.5

207.8

207.1

206.5

205.8

205.1

204.4

203.7

203.1

202.4

201.8

201.1

200.4

199.8

199.1

198.4

197.7

197.1

196.4

195.7

195.1

194.4

193.7

193.1

192.4

191.7

191.1

190.4

189.7

189.0

188.4

223.9

222.5

221.9

221.2

220.5

219.9

219.2

218.5

217.9

217.2

216.5

215.8

215.2

214.5

213.8

213.2

212.6

212.0

211.4

210.8

210.2

209.6

209.0

208.4

207.8

207.2

206.6

206.0

205.4

204.8

204.2

203.6

203.0

202.4

201.8

201.2

200.6

200.0

199.4

198.8

198.2

197.6

197.0

196.4

195.8

223.9

222.5

221.9

221.2

220.5

219.9

219.2

218.5

217.9

217.2

216.5

215.8

215.2

214.5

213.8

213.2

212.6

212.0

211.4

210.8

210.2

209.6

209.0

208.4

207.8

207.2

206.6

206.0

205.4

204.8

204.2

203.6

203.0

202.4

201.8

201.2

200.6

200.0

199.4

198.8

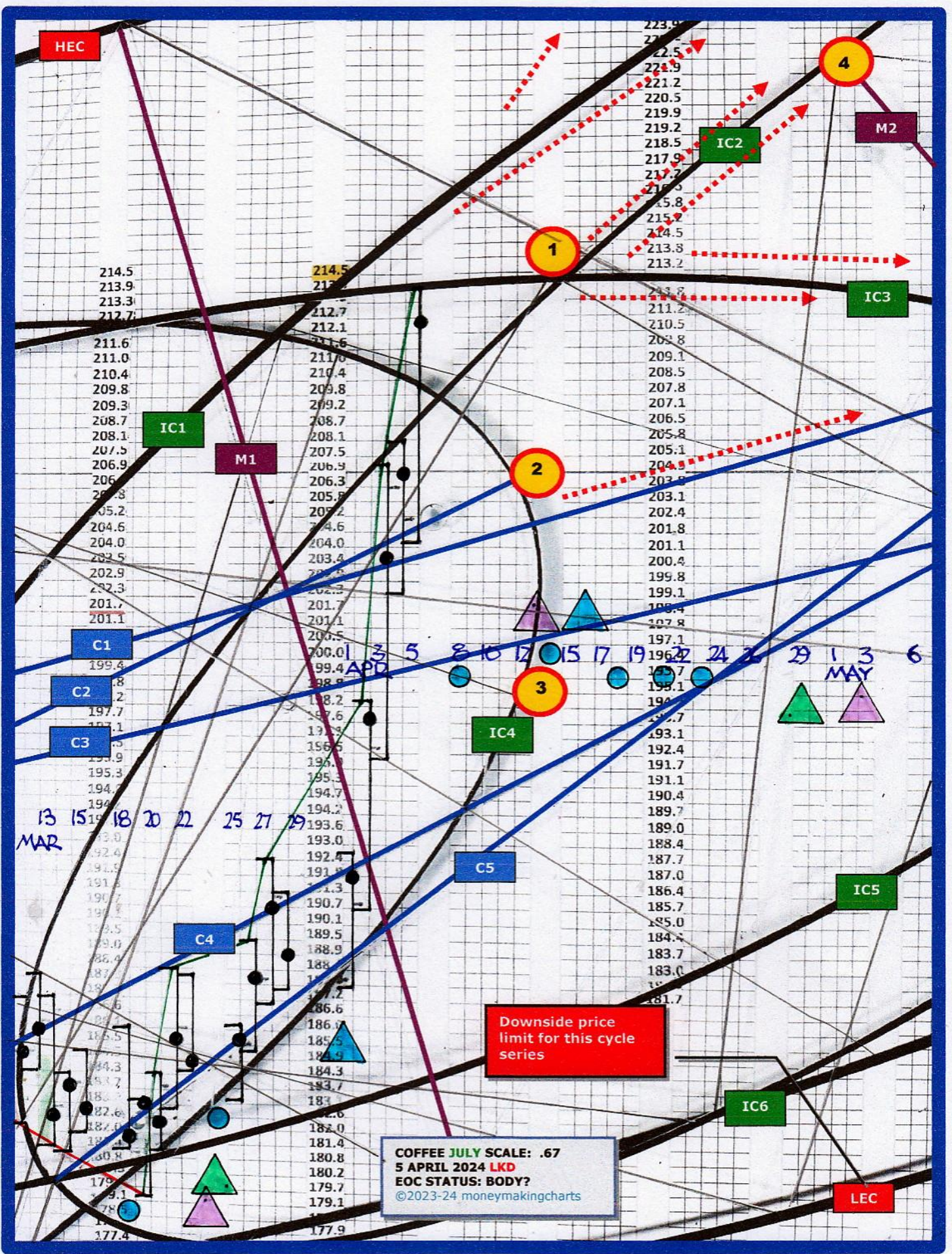
198.2

197.6

197.0

196.4

195.8



Downside price limit for this cycle series

COFFEE JULY SCALE: .67  
 5 APRIL 2024 LKD  
 EOC STATUS: BODY?  
 ©2023-24 moneymakingcharts

C\_0@108

CSI Unfair Advantage® Data Thru: 20240328  
Semilog scale

